


# Jeann-Michel Basquiat Crown



# TODAY WE WILL BE MAKING A JEAN-MICHEL BASQUIAT CROWN 👑



JEAN-MICHEL BASQUIAT (DECEMBER  
22, 1960 – AUGUST 12, 1988) WAS  
AN AMERICAN ARTIST OF HAITIAN &  
PUERTO RICAN DESCENT.

BASQUIAT USED CROWNS 👑 IN HIS PAINTINGS TO ATTACK WESTERN HISTORIES & DEPICTED BLACK MEN AS SAINTS & KINGS. BY REGULARLY USING THE CROWN MOTIF, THE ARTIST RECOGNIZES THE MAJESTY OF HIS INFLUENCERS & HEROES, INCLUDING ARTISTS, WRITERS, ATHLETES, & MUSICIANS.




RED KINGS, 1981

SUPPLIES:  
CARDBOARD  
PENCIL 🖍️  
MARKERS OR CRAYONS 🖍️  
POSTER OR ACRYLIC PAINT 🎨  
PAINT BRUSHES  
SCISSORS ✂️  
2 PIECES OF RIBBON OR STRING



FIRST STEP:  
GRAB YOUR PENCIL AND DRAW  
YOUR CROWN 👑




STEP 2:  
CHOOSE THE FIRST COLOR OF  
PAINT, GRAB YOUR PAINTBRUSH, &  
PAINT AWAY.



STEP 3: CLEAN YOUR BRUSH OR  
GRAB A CLEAN BRUSH, CHOOSE A  
SECOND COLOR OF PAINT, & APPLY  
THE SECOND COLOR ONTO YOUR  
CARDBOARD.




STEP 4: GRAB MARKERS OR  
CRAYONS & CHOOSE A THIRD &  
FOURTH COLOR TO APPLY TO YOUR  
CARDBOARD CROWN.




STEP 5: GRAB YOUR SCISSORS ✂️ & CUT ALONG THE OUTLINE OF YOUR CROWN 👑. USE A HOLE PUNCHER OR THE TIP OF YOUR SCISSORS TO CUT A HOLE IN THE MIDDLE OF EACH SIDE OF THE CROWN.



STEP 6: GRAB A PIECE OF RIBBON OR STRING. RUN IT THROUGH THE HOLE IN THE CROWN & TIE A KNOT. REPEAT ON THE OTHER SIDE.



NOW WEAR YOUR CROWN 👑  
PROUDLY AS  
JEAN-MICHEL BASQUIAT DID!



BASQUIAT WANTED TO BE SEEN,  
HEARD, & ACKNOWLEDGED. HE  
USED A CROWN AS A SORT OF LOGO  
IN HIS ART, TO TELL THE WORLD TO  
TAKE NOTICE & RECOGNIZE THE  
YOUNG KING MAKING HIS MARK.  
MAKE YOUR MARK!