

**Laredo Center for the Arts
Presents**

George Seurat

Children's

Pointillism Activity

Wear a Mask 🤒 !
Save a Life!

Let's make a George Seurat
inspired pointillism drawing



Georges-Pierre Seurat was a French post-Impressionist artist. He is best known for devising the painting technique known as pointillism.

Pointillism is a technique of painting in which small distinct dots of color are applied in patterns to form an image.


Supplies Needed:
White Sheet of Paper
Pencil
Eraser
Colored Markers



Step One

Grab your pencil & draw a head by making a circle in the middle of the page.


Next draw in a torso.



Step Two

Draw eyes into the face by making two circles. Draw in pupils by making two smaller circles within the larger circles.

Add eyelashes. Next draw the ears by making two semi-circles on opposite sides of the face. Choose a hairstyle & add hair to the face.



Step Three

Draw in a mask 🧑‍🦺!


Face masks are one of the most powerful weapons we have to slow down & stop the spread of the COVID 19 virus. We all have a responsibility to protect ourselves, our families, & our communities!

Wear a Mask! Save a Life!



Step Four

Grab a marker & color in your mask 🧑‍🦺. Use any color of your liking.




Step Five

Let's begin to add color & give shape to our drawing by using the pointillism technique. Begin with the eyes. Add color by making dots. Keep adding small dots.



Step Six

Continue adding dots to your drawing  to give it color & shape. Add dots to the face & hair until the entire area is complete.

Step Seven

Continue adding dots to your drawing 🖋️. Give your drawing some detail by adding dots using a different colored marker.



You are done! You have just
created a George Seurat
inspired pointillism
drawing!



“A Sunday Afternoon on the Island of La Grande Jatte” painted from 1884 to 1886, is Georges Seurat's most famous work & is a leading example of his pointillist technique.

