

# Louise Bourgeois



## Children's Activity

**Louise Joséphine Bourgeois was a French-American artist. Although she is best known for her large-scale sculpture and installation art, Bourgeois was also a prolific painter and printmaker.**



**She explored a variety of themes over the course of her long career including domesticity and the family, sexuality and the body, as well as death and the unconscious.**

# Let's make a Louise Bourgeois inspired Spider sculpture



# Supplies Needed:

# Aluminum Foil Scissors



**Step One:**  
**Grab your scissors and cut 5 equal length strips of foil paper.**



**Step Two:**  
**Use your hands to begin to roll**  
**the 5 strips of aluminum foil into**  
**long strands.**




**Step Three:  
Grab another piece of  
Aluminum foil and form a ball.**




## Step Four:

**Grab more aluminum foil and add another layer to the circle you just formed. Now create a strip that attaches to the center of your circle.**








**Step Five:**  
**Grab the 5 strands of aluminum foil**  
**you made. Place them on the strip**  
**that is attached to the circle and roll**  
**the strip up.**




**Step Six:**  
**Separate the legs. Then grab**  
**your scissors and cut the front**  
**2 strands to make a jaw.**



**Step Seven:  
Pinch the legs to form a high bend.**



**Step Eight:**  
**Grab more aluminum foil and**  
**give your legs more length.**



**And now you have created your own  
Louise Bourgeois inspired spider!**

