

BARBARA KRUGER



ART

CHILDREN'S ACTIVITY

TODAY WE WILL BE WORKING ON A
BARBARA KRUGER
INSPIRED COLLAGE



BARBARA KRUGER IS AN AMERICAN
CONCEPTUAL ARTIST & COLLAGIST.
HER WORK CONSISTS OF BLACK-
AND-WHITE PHOTOGRAPHS,
OVERLAID WITH DECLARATIVE
CAPTIONS, STATED IN WHITE-ON-
RED USING FUTURA BOLD TEXT.

BARBARA KRUGER INSPIRED COLLAGE



SUPPLIES NEEDED
MAGAZINES OR NEWSPAPER
CARDBOARD
RED CONSTRUCTION PAPER
GLUE
SCISSORS
EXACTO KNIFE



STEP 1

LOOK THROUGH OLD MAGAZINES OR NEWSPAPERS & FIND A BLACK & WHITE IMAGE/PHOTO THAT YOU LIKE. BE SURE THE IMAGE SENDS A POWERFUL MESSAGE. THINK OF THE MESSAGE THE PHOTO IS SENDING 🤔. THEN CUT OUT THE PHOTO.



WE ARE USING THIS VINTAGE BLACK & WHITE PHOTO OF WOMEN VOTING.

STEP 2

GRAB A RED PIECE OF CONSTRUCTION PAPER & GLUE YOUR PHOTO ONTO IT.



STEP 3

FIND A WORD IN WHITE FONT THAT SENDS A DIRECT MESSAGE. YOU CAN ALSO CUT OUT LETTERS TO SPELL YOUR OWN WORD.




BARBARA KRUGER USES WHITE TEXT (FUTURA BOLD) IN RED TEXT BOXES.

WE PRINTED OUR OWN TEXT IN FUTURA BOLD WITH BARBARA'S SIGNATURE RED TEXT BOX.

STEP 4



GLUE YOUR WORD OR WORDS ONTO YOUR BLACK & WHITE PHOTO. REMEMBER TO THINK OF WHAT MESSAGE YOU WANT TO SEND 🤔

KRUGER USES LANGUAGE TO BROADCAST HER IDEAS IN DIFFERENT WAYS, INCLUDING PRINTS, T-SHIRTS, POSTERS, PHOTOGRAPHS, ELECTRONIC SIGNS, & BILLBOARDS.



STEP 5

LET'S MOUNT OUR PHOTO ONTO CARDBOARD. PLACE YOUR PHOTO ONTO YOUR CARDBOARD & TRACE ALONG THE EDGES. NEXT YOU WILL CUT ALONG THE EDGES USING YOUR EXACTO KNIFE (ASK AN ADULT FOR ASSISTANCE/SUPERVISION).



STEP 6

GLUE YOUR PHOTO ONTO THE CARDBOARD YOU JUST CUT TO SIZE.



**YOU HAVE JUST COMPLETED A
BARBARA KRUGER INSPIRED
COLLAGE**



**"I JUST SAY I'M AN ARTIST WHO
WORKS WITH PICTURES AND
WORDS." -BARBARA KRUGER**

**YOU CAN MAKE MORE THAN ONE
COLLAGE. WE HAD SO MUCH FUN!
WE MADE ANOTHER! JUST REPEAT
THE SAME STEPS.**

**BEGIN BY FINDING A BLACK & WHITE
PHOTO THAT SENDS A POWERFUL
MESSAGE. THEN CUT IT OUT. WE
FOUND THIS VINTAGE PHOTO OF
WOMEN WEARING MASKS DURING
THE 1918 SPANISH FLU PANDEMIC.**



GRAB A PIECE OF RED CONSTRUCTION PAPER & GLUE YOUR PHOTO ONTO IT.



LOOK THROUGH NEWSPAPERS OR MAGAZINES TO FIND A WORD OR WORDS WITH A DIRECT MESSAGE. LOOK FOR WORDS IN A WHITE FONT. CUT OUT THE WORDS. USING YOUR RED CONSTRUCTION PAPER CUT A RECTANGULAR TEXT BOX & GLUE YOUR WORDS INTO THE BOX. THEN GLUE THE WHITE FONT WITH THE RED TEXT BOX ONTO YOUR BLACK & WHITE PHOTO.



**NEXT PLACE YOUR PHOTO ON A
PIECE OF CARDBOARD THEN USING A
MARKER TRACE AROUND THE IMAGE.
YOU WILL THEN CUT THE
CARDBOARD USING AN EXACTO
KNIFE.**



**NOW MOUNT YOUR PHOTO ONTO THE
CARDBOARD USING GLUE.**



**DONE! YOU HAVE JUST MADE TWO
BARBARA KRUGER INSPIRED
COLLAGES USING LANGUAGE TO
SEND A MESSAGE.**

